

digitalhealth

**REWIRED**

BIRMINGHAM 12-13 MARCH 2024

Headline Sponsors:

Graphnet  
Transforming Care

System  
Connecting Care

tpp

# Renée Hall

Associate Nursing Informatics Officer,  
Mid and South Essex NHS Foundation Trust



**DIGITAL  
NURSING  
AND MIDWIFERY  
SUMMIT**

Stage Sponsor:

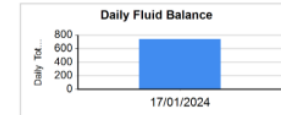
radar  
healthcare

The background of the slide is a vibrant blue gradient. It features a complex network of white lines and dots, resembling a digital or neural network. Overlaid on this network are several glowing, semi-transparent gears of various sizes, some of which are being touched by human hands. One hand is at the top left, reaching towards a gear, and another is at the bottom, palm up, as if presenting or supporting the system. The overall aesthetic is futuristic and technological.

**Automating Intravenous Submissions  
into Electronic  
Fluid Balance Charts  
(Autodocumentation)**

## Problem:

- Fluid balance chart compliance
- Fluid balance chart accuracy

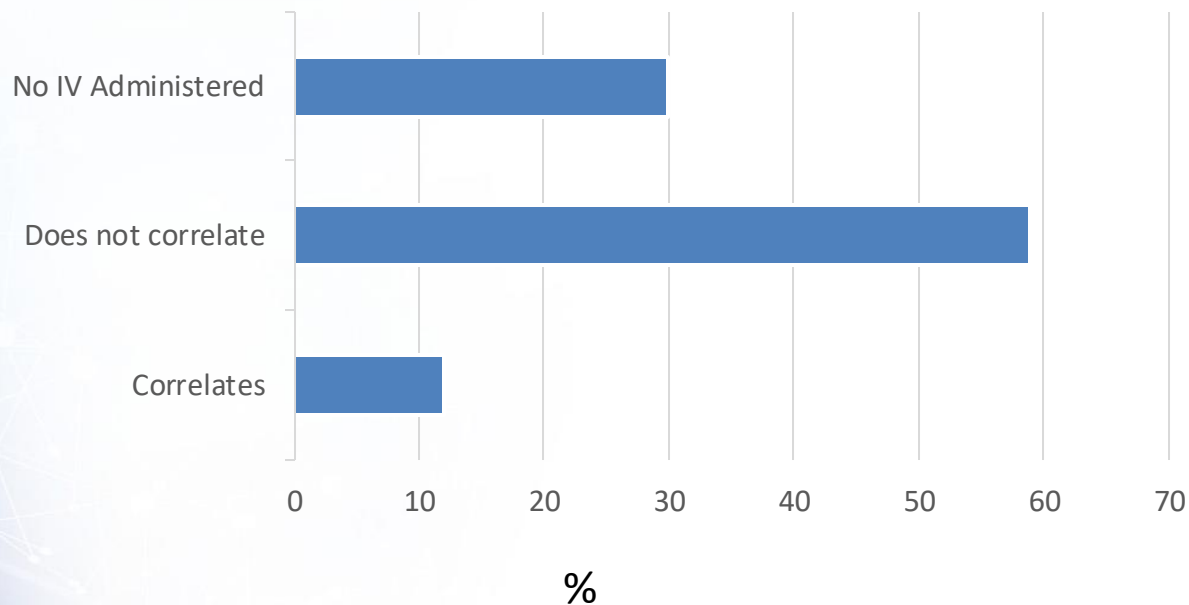


Wed, 17 Jan 2024		Intake				Output			BALANCE
Hour	Blood products	Fluid and electrolytes	Oral	RUNNING TOTAL	Gastric	Urine	RUNNING TOTAL		
<b>Total</b>				<b>870.00</b>			<b>-130.00</b>	<b>740.00</b>	
00:00									
01:00									
02:00									
03:00			100.00	100.00	-30.00		-30.00	70.00	
04:00	395.00			495.00				465.00	
05:00								465.00	
06:00		125.00		620.00				590.00	
07:00		125.00		745.00				715.00	
08:00		125.00		870.00				840.00	
09:00						-70.00	-100.00	770.00	
10:00								770.00	
11:00								770.00	
12:00								770.00	
13:00								770.00	
14:00								770.00	
15:00					-30.00		-130.00	740.00	
16:00								740.00	
17:00								740.00	
18:00								740.00	
19:00								740.00	
20:00								740.00	
21:00								740.00	
22:00								740.00	
23:00								740.00	


Fluid Type	Fluid Volume
Intake Fluids>Oral	100.00
IV Fluids>Blood products>Red Blood Cells	395.00
IV Fluids>Fluid and electrolytes>Hartmanns	375.00
Output Fluids>Gastric>NG Aspirate	-60.00
Output Fluids>Urine>Normal 1	-70.00

# Audit/Data

Fluid Input on Fluid Balance Charts, Correlating with IV Administered



- How can technology help?



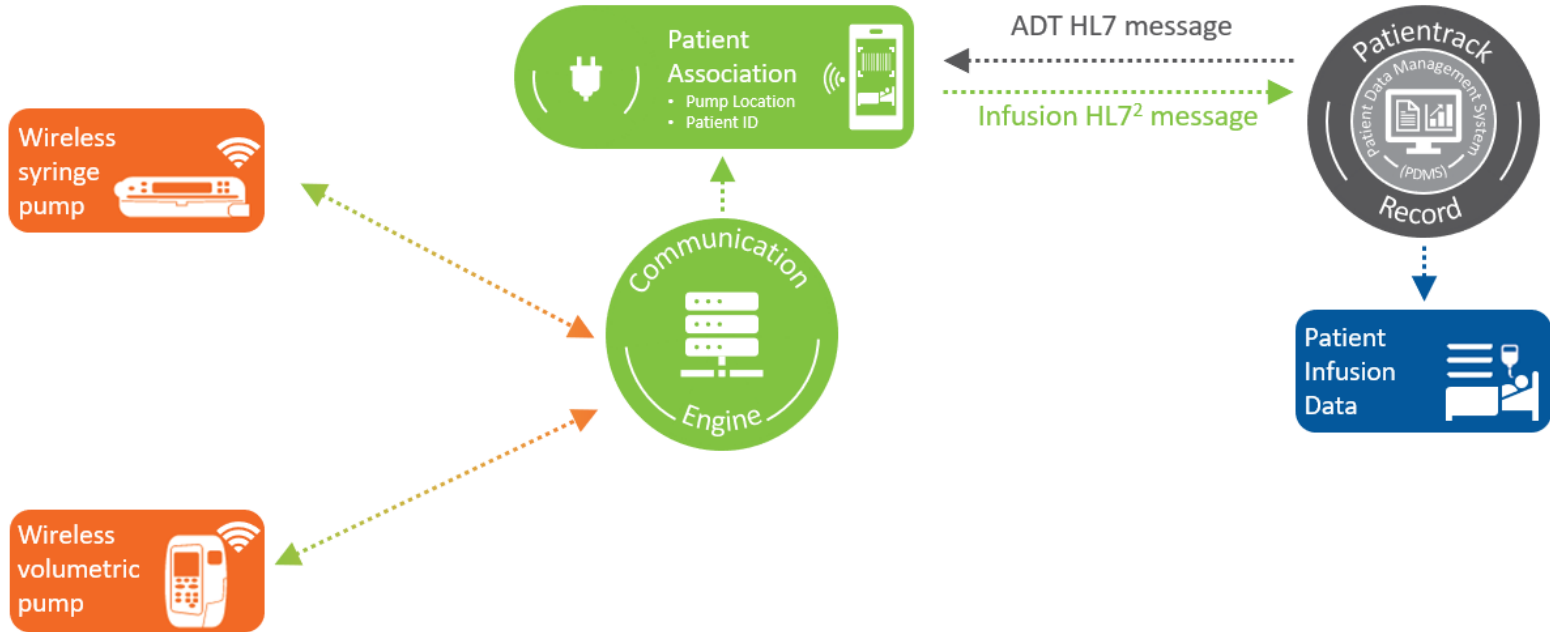
Wed, 17 Jan 2024		Intake			Output			BALANCE	
Hour	Blood products	Other	ORAL	URINE	STOMA	DRUGS	STOMA	URINE	BALANCE
<b>Total</b>			<b>870.00</b>					<b>-130.00</b>	<b>740.00</b>
00:00									
01:00									
02:00									
03:00			100.00	100.00	30.00			-30.00	70.00
04:00	395.00			495.00					465.00
05:00									465.00
06:00		125.00		620.00					590.00
07:00		125.00		745.00					715.00
08:00		125.00		870.00					840.00
09:00								-70.00	770.00
10:00									770.00
11:00									770.00
12:00									770.00
13:00									770.00
14:00									770.00
15:00								-30.00	740.00
16:00									740.00
17:00									740.00
18:00									740.00
19:00									740.00
20:00									740.00
21:00									740.00
22:00									740.00
23:00									740.00

Fluid Type	Fluid Volume
Intake Fluids>Oral	100.00
IV Fluids>Blood products>Red Blood Cells	395.00
IV Fluids>Fluid and electrolytes>Maintenance	375.00
Output Fluids>Gastro>NG Aspirate	40.00
Output Fluids>Urine>Normal 1	-70.00



# Secure auto-documentation of infusion data to patient digital charts



- Funding
- Manual or Code
- Training
- Clinical Safety



# Vision

A future where integration between medical devices and clinical systems becomes the standard.

**Improved patient care, safety & outcomes**



